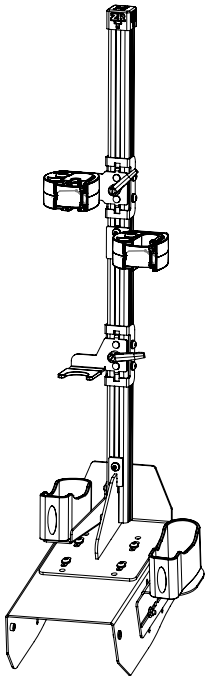




INSTALLATION INSTRUCTIONS
GR6-ZRT-AR-BLM-870
PI-SEDAN 13+ 475-2017

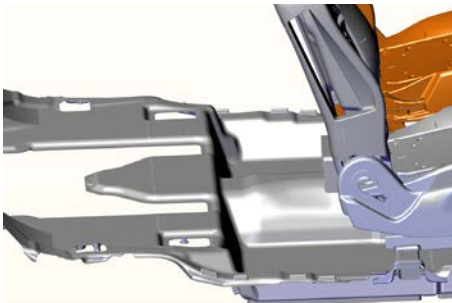
**INSTALL CONSOLE BEFORE
GUN RACK INSTALLATION**



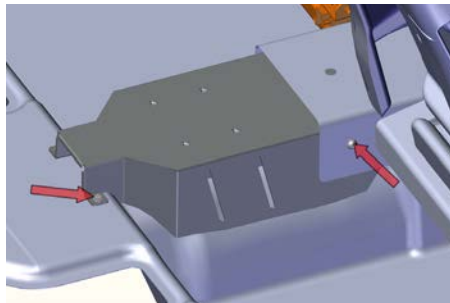
Parts Included:

- Hardware Bag With Necessary Nuts, Bolts, Etc.


***Installation Requires
OEM Console
Mounting Plate.***



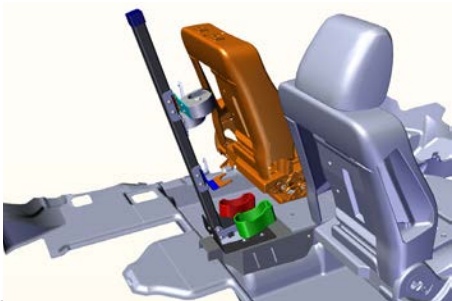
Remove lower rear seat cushion from vehicle by flipping small latches under lip of passenger side/drivers side. If vehicle contains OEM wire track then you will need to remove using 8mm socket.



Place GR6 Mounting Plate onto transmission hump. Place Mounting Plate under OEM cover plate, lining up holes to the rear most holes on OEM cover plate. Secure using provided (2) 1/4 x 20 bolts.



Secure Mounting Plate under rear seat. If OEM wire track (option) was ordered, use OEM bolts from previous removal. If the vehicle does not have OEM wire track (option), use provided tek screws.



Install weapon and check for secure well adjusted fit.



209 W. EASY ST., ROGERS AR 72756 • www.EVERYTHINGBUTLIGHTS.com • 7/17

Jotto Desk® is a patented product and Registered Trademark of Assembled Products™ Corporation.
ZRT Gun Racks have design patents. Specifications subject to change without notice.