



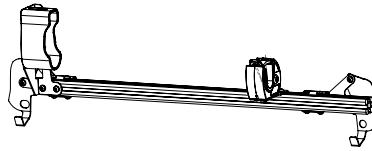
INSTALLATION INSTRUCTIONS **GR4-ZRT** **PI SEDAN 13+ 475-2029/2030**

Tools Required:

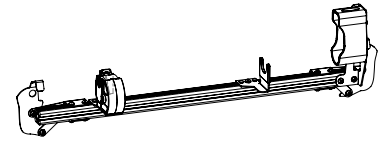
- Ratchet
- 8mm Socket
- 7/16" Socket
- 3/16" Hex Head
- 7/16" Wrench
- Utility Knife
- Drill
- 3/8" Drill

Parts Included:

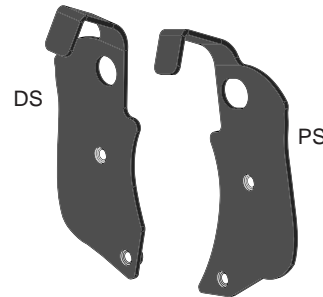
- Hardware Bag With Necessary Nuts, Bolts, Etc.



475-2030



475-2029



Remove carpet deck lid liner exposing metal surface.



Use provided template to drill two 3/8" holes – one per side.



Place the provided Trunk Mount Brackets into the trunk lid void as shown.



Secure all mount points completely DS & PS Brackets to Trunk Mount Brackets. May need to adjust Outer Mount Brackets for proper fit. Secure using provided button head cap screws.



209 W. EASY ST., ROGERS AR 72756 • www.EVERYTHINGBUTLIGHTS.com • 7/17

Jotto Desk® is a patented product and Registered Trademark of Assembled Products™ Corporation.
ZRT Gun Racks have design patents. Specifications subject to change without notice.

