

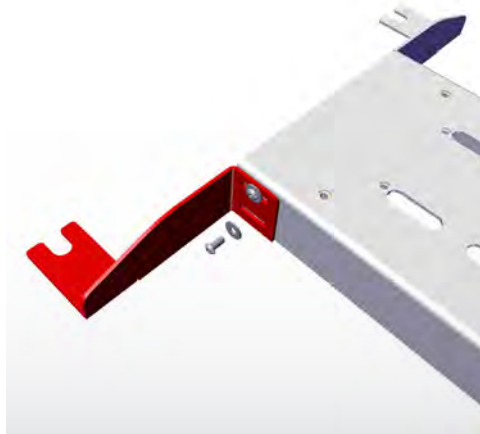


# GR6-ZRT-PI UTILITY-AR-BLM-870

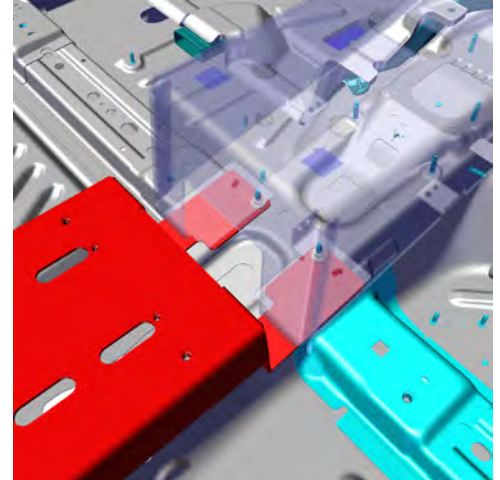
2020+ FORD PI UTILITY

Installation Instructions

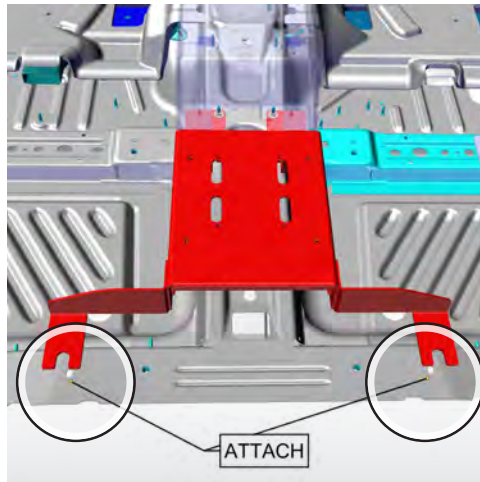
475-0653



1. Attach the left and right legs to the Mounting Base with provided washers and button head cap screws.



2. Loosen the (2) rear OEM Cover Plate Bolts and slide the Mounting Base under.  
3. Retighten hardware.



4. Attach the rear left and right legs of the Mounting Base to the underside of the rear seat with OEM hardware.



5. Attach Backbone assembly to top of Mounting Base using (4) provided 1/4" x 20 x 3/4" button head cap screws

If you have questions or need further assistance please call Technical Support: 1.877.455.6886



209 W. EASY ST., ROGERS, AR 72756 • JOTTOPUBLICSAFETY.COM • 10/24

Jotto Desk™ is a patented product and Registered Trademark of Assembled Products™ Corporation.  
Specifications subject to change without notice.

050-0109-00

