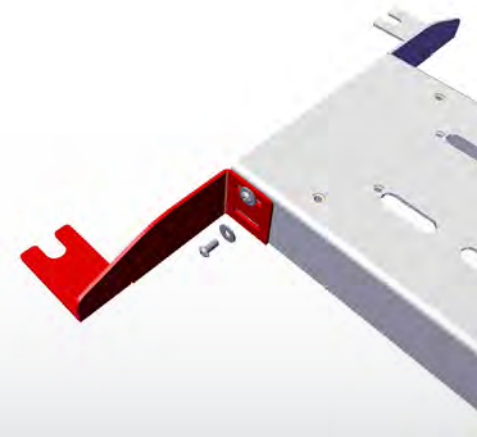




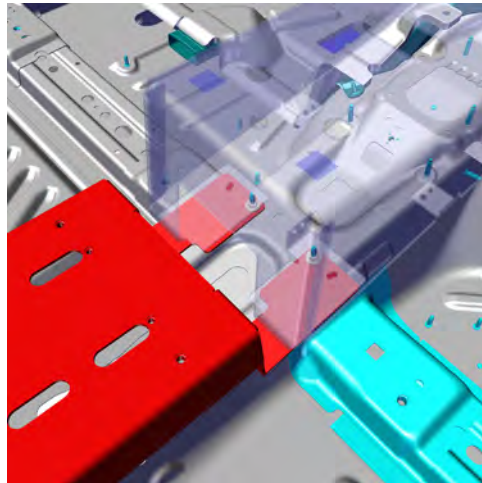
475-0748  
2020+ Ford PI Utility  
GR6-AR BLM/870

## Installation Instructions

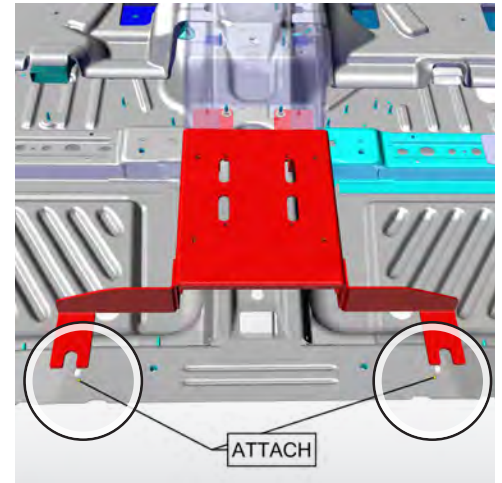
If you have questions or need further assistance  
please call Technical Support: 1.877.455.6886



1. Attach the left and right legs to the Mounting Base with provided washers and button head cap screws.



2. Loosen the (2) rear OEM Cover Plate Bolts and slide the Mounting Base under.  
3. Retighten hardware.



4. Attach the rear left and right legs of the Mounting Base to the underside of the rear seat with OEM hardware.



5. Attach Backbone assembly to top of Mounting Base using (4) provided 1/4" x 20 x 3/4" button head cap screws



209 W. EASY ST., ROGERS, AR 72756 • [www.EVERYTHINGBUTLIGHTS.com](http://www.EVERYTHINGBUTLIGHTS.com) • 8/19

Jotto Desk® is a patented product and Registered Trademark of Assembled Products™ Corporation.  
Specifications subject to change without notice.